






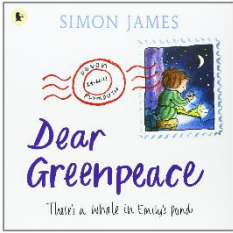





Year Group – Year 1

Autumn Term Our People		Spring Term Our Choices		Summer Term Our World	
 Focus: Who I want to become		 Focus: Belonging		 Focus: Saving our world	
Core text:	Core text:	Core text:	Core text:	Core text:	Core text:
					
Hook: Baby photos of successful people.	Hook: Dress up day.	Hook Metal objects all over for children to explore and predict what the new book will be about.	Hook Crashed landing of a spacecraft	Hook Welcome to Barnehurst from Mars video	Hook Audit around the school of sustainable/ one use resources
Project Outcome: Raise funds to send a child to school by selling framed poems.		Project Outcome: Class video of ... welcome for Beegu		Project Outcome: Upcycling: constructing a living wall from recycled materials and plants from Barnehurst in Bloom.	
Subject Driver: Finance and enterprise		Subject Driver: Digital literacy and communication		Subject Driver: Design and Technology	
Writing outcome Diary entry	Writing outcome Poetry	Writing outcome Comic strip	Writing outcome Adventure story	Writing outcome Letter	Writing outcome 1 st person narrative – why we moved to Mars
History links Chronological order – images, artefacts or events Monarchs Geography links Empathy towards a geographical event		History links Ask and answer questions about the past. Geography links Can they ask relevant geographical questions? Can they explain where they live and describe some physical features?		History links Time line. Sustainability, impact Geography links Identify likes and dislikes about locality and give reasons why.	



Proposed Visitor/Visit: Contact parents aspirational jobs	Proposed Visitor/Visit: Visit to the fire station	Proposed Visitor/Visit: Local walk	Proposed Visitor/Visit: Astrodome	Proposed Visitor/Visit: Parents in to create/finish planting project	Proposed Visitor/Visit: Himalayan salt gardens
--	---	--	---	--	--

Discrete subjects

<u>Maths</u> Place value to 10 Addition and subtraction within 10	<u>Maths</u> Shape, position and direction Place value to 20	<u>Maths</u> Addition and subtraction within 20 Place value within 50	<u>Maths</u> Time Money Fractions	<u>Maths</u> Multiplication and division Place value within 100	<u>Maths</u> Length and height Weight and volume
<u>Science</u> Animals including humans	<u>Science</u> Animals including humans Seasons	<u>Science</u> Everyday materials	<u>Science</u> Everyday materials Seasons	<u>Science</u> Plants	<u>Science</u> Plants Seasons
<u>Computing</u> Online safety (4 weeks) Grouping and sorting (2 weeks)	<u>Computing</u> Pictograms (3 weeks) Lego builders (3 weeks)	<u>Computing</u> Maze explorers (3 weeks) Animation (2 weeks)	<u>Computing</u> Animation (4 weeks) Coding (2 weeks)	<u>Computing</u> Coding (6 weeks)	<u>Computing</u> Spreadsheets (3 weeks) Technology outside school (2 weeks)
<u>RE</u> Christianity: The creation story	<u>RE</u> Celebrations leading to Christmas.	<u>RE</u> Judaism: Abraham's Story The Artist's quest	<u>RE</u> Moses and Jewish	<u>RE</u> Moses and Jewish ceremonies Havdalah Shabbat Rules for animals	<u>RE</u> Jesus the storyteller: The wise man and the foolish man The prodigal son The rich fool
<u>Music</u> Charanga Autumn1: Hey You	<u>Music</u> Charanga Autumn 2: Rhythm in the way we walk Banana Rap	<u>Music</u> Charanga Spring 1: In the groove	<u>Music</u> Charanga Spring 2: Round and round	<u>Music</u> Charanga Summer 1: Your imagination	<u>Music</u> Charanga Summer 2: Reflect, rewind and replay
<u>Art/DT</u> Photography Art Theory- inspiration from the greats	<u>Art/DT</u> Printing – t-shirts, linking to future jobs DT	<u>Art/DT</u> Collage Art	<u>Art/DT</u> Painting; pop art Art	<u>Art/DT</u> Recycling project using plastic bags and bottles DT	<u>Art/DT</u> Junk modelling DT
<u>MFL</u> Numbers 1 to 10 Yes and No Thank you.	<u>MFL</u> Greetings: Asking and saying how you are. Letter to Father Christmas.	<u>MFL</u> Classroom Instructions	<u>MFL</u> Ask for and give name Making an Easter Card	<u>MFL</u> Ask for and state age.	<u>MFL</u> Colours



<u>PE</u> Transition in class	<u>PE</u> Ball skills, hands	<u>PE</u> Gymnastics	<u>PE</u> Dance	<u>PE</u> Ball skills feet	<u>PE</u> Attack and defence
---	--	--------------------------------	---------------------------	--------------------------------------	--