








Year Group – Year 2

<p style="text-align: center;">Autumn Term Our People</p> <div style="text-align: center;">  </div> <p style="text-align: center;">Focus: Spreading Joy</p>	<p style="text-align: center;">Spring Term Our Choices</p> <div style="text-align: center;">  </div> <p style="text-align: center;">Focus: Gender Equality</p>	<p style="text-align: center;">Summer Term Our World</p> <div style="text-align: center;">  </div> <p style="text-align: center;">Focus: Where our food comes from</p>			
<p>Core text:</p>  <p>'Happiness is a Watermelon on Your Head'</p>  <p>'The Jar of Happiness'</p>	<p>Core text:</p>  <p>'How to heal a broken wing?'</p>  <p>'Augustus and his Smile'</p>	<p>Core text:</p>  <p>'The Paper Bag Princess'</p>  <p>'The Boy in the Dress'</p> <p>Additional reading mileage:</p>  <p>'Great Women of the World'</p>	<p>Core text:</p>  <p>'Julian is a Mermaid'</p> <p>Additional reading mileage:</p>  <p>'Visionary women around the world'</p>  <p>'Exceptional men in Black History'</p>	<p>Core text:</p>  <p>'I will not ever eat a tomato'</p>  <p>'That's why we don't eat animals'</p>	<p>Core text:</p>  <p>'How did that get in my lunchbox?'</p>
<p>Hook:</p> <p>Crazy photos of children with watermelons on their heads.</p>	<p>Hook:</p> <p>Survey around the school of what makes people smile – different things make people happy...</p>	<p>Hook</p> <p>Two boxes arrive; one beautiful, one plain. Children predict what might be inside.</p>	<p>Hook</p> <p>Sorting hoops activity; clothes, toys, jobs. Looking at gender stereotypes.</p>	<p>Hook</p> <p>Food tasting.</p>	<p>Hook</p> <p>Sequencing journey of foods.</p>



<p>Project Outcome: Children to identify ways of spreading happiness and joy of the Christmas. (singing at Morrisons or other local supermarket.</p> <p>Subject Driver: Digital Literacy Communication- use of search engines/collections of 'happiness' images leading to display around school -pic collage etc. Use on computer to create Happiness pictures (IT link)</p> <p>SDG - '3. Good Health and Well-Being'</p>		<p>Project Outcome: To launch a new product - Gender Neutral T-Shirt Fashion show to parents- cost of T-Shirts off set by entrance fee.</p> <p>Subject Driver: Design and Technology Newspaper outfits/ gender neutral T-Shirt</p> <p>SDG - '5 - Gender Equality'</p>		<p>Project Outcome: Review and plan proposed changes to the school menu and to lunch boxes. Change/add to children's lunch charter.</p> <p>Subject Driver: Finance and Enterprise Costs of food items. Sell recipe cards. Money to impact a change a lunchtime- identified by the children.</p> <p>SDG - '2 - Zero Hunger' SDG - 8 'Decent Work and Economic Growth'</p>	
<p>Writing outcome Instruction Writing – Own Happiness Jar</p> <p>Narrative</p>	<p>Writing outcome Letter - Spreading Joy</p> <p>Recount – from carrying out surveys</p>	<p>Writing outcome Auto biography</p> <p>Adverts for fashion show. Invites for fashion show</p>	<p>Writing outcome Narrative</p> <p>Newspaper report (fashion show)</p>	<p>Writing outcome Persuasive writing to parents about healthy eating</p>	<p>Writing outcome Recipes / instruction text with lunch box theme</p> <p>Manifesto</p>
<p>History links</p> <ul style="list-style-type: none"> Local area Erith and Bexleyheath <p>Geography links</p> <ul style="list-style-type: none"> Maps of local area. Planning and following a route. 		<p>History links</p> <ul style="list-style-type: none"> People of the past (also looking at clothing) Suffragettes <p>Geography links</p> <ul style="list-style-type: none"> Key features of a map (also looking at currency) 		<p>History links</p> <ul style="list-style-type: none"> Historical events. (History of slavery/ child labour) <p>Geography links</p> <ul style="list-style-type: none"> Geographical vocabulary and comparison. Where food comes from and food miles 	
<p>Proposed Visitor/Visit: Erith walk and survey or similar</p>	<p>Proposed Visitor/Visit: Carol singing - Erith or similar</p>	<p>Proposed Visitor/Visit: Firefighter talk (visitor in) Florence Nightingale workshop</p>	<p>Proposed Visitor/Visit: Job fayre? People in?</p>	<p>Proposed Visitor/Visit: Cooking class in school kitchen. Farm Visit</p>	<p>Proposed Visitor/Visit: Danson Park picnic</p>



Discrete subjects

<p><u>Maths</u> Number: Place Value Number: Addition & Subtraction</p>	<p><u>Maths</u> Number: Addition & Subtraction Measurement: Money Number: Multiplication & Division</p>	<p><u>Maths</u> Number: Multiplication & Division Statistics Geometry: Properties of Shape</p>	<p><u>Maths</u> Number: Fractions Measurement: Length & Height</p>	<p><u>Maths</u> Geometry: Position & Direction Measurement: Time</p>	<p><u>Maths</u> Measurement: Mass, Capacity & Temperature Investigations</p>
<p><u>Science</u> Use of Everyday Materials</p>	<p><u>Science</u> Use of Everyday Materials</p>	<p><u>Science</u> Living Things & Their Habitats</p>	<p><u>Science</u> Plants</p>	<p><u>Science</u> Animals Including Humans</p>	<p><u>Science</u> Animals Including Humans</p>
<p><u>Computing</u> Unit 2.1 Coding (5 weeks) Unit 2.2 Online Safety (2 weeks)</p>	<p><u>Computing</u> Unit 2.6 Creating Pictures (5 weeks)</p>	<p><u>Computing</u> Unit 2.4 Questioning (5 weeks)</p>	<p><u>Computing</u> Unit 2.5 Effective Searching (3 weeks)</p>	<p><u>Computing</u> Unit 2.3 Spreadsheets (4 weeks)</p>	<p><u>Computing</u> Unit 2.7 Making Music (3 weeks) Unit 2.8 Presenting Ideas (4 weeks)</p>
<p><u>RE</u> Christianity The Parish Church</p>	<p><u>RE</u> Christianity Jesus' Life & Teaching: Living as a Christian</p>	<p><u>RE</u> Hinduism Believing in God, Hindu Gods, Stories of Hindu Gods.</p>	<p><u>RE</u> Christianity Easter: Forgiveness</p>	<p><u>RE</u> Hinduism Worship at home and in the Mandir Celebrations: Holi & Raksha Bandhan</p>	<p><u>RE</u> Christianity</p>
<p><u>Music</u> Charanga Autumn 1: "Hands, Feet, Heart"</p>	<p><u>Music</u> Charanga Autumn 2: "Ho, Ho, Ho"</p>	<p><u>Music</u> Charanga Spring 1: "I Wanna Play in a Band"</p>	<p><u>Music</u> Charanga Spring 2: "Zootime"</p>	<p><u>Music</u> Charanga Summer 1: "Friendship Song"</p>	<p><u>Music</u> Charanga Summer 2: "Reflect, Rewind and Replay"</p>
<p><u>Art/DI</u> Exploring colour DT - Developing, planning and communicating ideas.</p>	<p><u>Art/DI</u> Topic links to art and being inspired by other artists Printing (links to digital art in computing)</p>	<p><u>Art/DI</u> Drawing technique and exploring patterns (link to gender neutral theme)</p>	<p><u>Art/DI</u> 3D and textiles Use of IT DT – Working with tools, equipment and materials (Textiles) Evaluating processes and products</p>	<p><u>Art/DI</u> Sketch book</p>	<p><u>Art/DI</u> Collage</p>
<p><u>MFL</u> Names of fruit</p>	<p><u>MFL</u> Nursery rhymes and Christmas songs - Nativity Play</p>	<p><u>MFL</u> Days of week</p>	<p><u>MFL</u> Months of year Easter – pancake making.</p>	<p><u>MFL</u> Colours and adjectives (comparing size)</p>	<p><u>MFL</u> Body Parts- part 1 Body parts- part 2</p>



PE Ball Skills (hands 1)	PE Gymnastics (linking) Ball Skills (Feet)	PE Dance (Explorers)	PE Gymnastics (Pathways)	PE Dance (Water)	PE Ball SKILLS (Hands 2) Athletics
------------------------------------	---	--------------------------------	------------------------------------	----------------------------	---