











Year Group – Year 4


<p style="text-align: center;"><b>Autumn Term Our World</b></p>  <p style="text-align: center;"><b>Focus: Plastic – fantastic or drastic?</b></p>		<p style="text-align: center;"><b>Spring Term Our Choices</b></p>  <p style="text-align: center;"><b>Focus: Crime</b></p>		<p style="text-align: center;"><b>Summer Term Our People</b></p>  <p style="text-align: center;"><b>Focus: Olympians</b></p>	
<p><b>Core text:</b></p>  <p>One Plastic Bag Miranda Paul</p>	<p><b>Core text:</b></p> <p>The Ickabog JK Rowling</p> 	<p><b>Core text:</b></p>  <p>Arsenic for tea – Robin Stevens</p>		<p><b>Core text:</b></p>  <p>Wonder - RJ Palacio Film supplement</p>	<p><b>Core text:</b></p>  <p>Running on Empty SE Durrant</p>
<p><b>Hook:</b> Rubbish dump in the classroom</p>	<p><b>Hook:</b> Strange monster sighting in Forest School</p>	<p><b>Hook</b> Classroom crime scene</p>		<p><b>Hook</b> <a href="#">Born different link</a></p>	<p><b>Hook</b> Mini-Olympics</p>
<p><b>Project Outcome:</b> To create an informative video using imovie about the dangers of plastic or about recycling projects</p> <p>Once produced and final edit made video to be shown in assembly or a group of children to go into each classroom/year group to explain what they have been learning about and show video.</p> <p><b>Subject Driver:</b> Digital Literacy and Communication</p> <p>Global goals: Responsible consumption Life below water</p>		<p><b>Project Outcome:</b> Murder mystery parents event to raise funds for school library.</p> <p>Invite parents in to watch murder mystery event and take part in auction of artwork.</p> <p><b>Subject Driver:</b> Finance and Enterprise</p> <p>Global goals: Peace and justice No poverty</p>		<p><b>Project Outcome:</b> Design and create a new Olympic stadium (Paper domes)</p> <p>Create in time for sports day and create a mini museum with what the children have made for parents to walk through.</p> <p><b>Subject Driver:</b> Design and Technology</p> <p>Global goals: Good health Reduced inequalities</p>	



<p><b>Writing outcome</b> Leaflet</p>	<p><b>Writing outcome</b> Narrative story writing Create own monster- based chapter around it.</p>	<p><b>Writing outcome</b> Diary entries</p>	<p><b>Writing outcome</b> Script</p>	<p><b>Writing outcome</b> Diary entry (3 contrasting points) Poetry</p>	<p><b>Writing outcome</b> News report</p>
<p><b>History links</b> How has rubbish changed – and the future (can they make comparisons from the past and present explaining things that changed and things that have stayed the same) <b>Geography links</b> Explaining views in relation to environmental change – geog issues Compare and contrast view points Where does our rubbish end up?</p>		<p><b>History links</b> Crime over time (Can they explain how historical sources such as artefacts have helped us understand more about people's lives in the present and past)  Link to BLM-stereotype of crime, injustice between the two. Background as to how black people have been treated unfairly  <b>Geography links</b> Deprivation and crime – is there a link? (Can they make links between their own geographical locations and other localities (local, national, global) with reference to human, physical and economical features)</p>		<p><b>History links</b> Past vs present Debate why Artefacts Equality <b>Geography links</b> Comparing host cities Future bids Ranking Map work Plotting countries</p>	
<p><b>Possible Visitor/Visit:</b> Visit from Bexley SWAC team</p>	<p><b>Possible Visitor/Visit:</b> Mud larking through the Thames  We visited the Greenwich foreshore (rather than mudlarking as such) the children found looking at rubbish (esp animal bones) interesting. Would like to investigate <a href="https://www.creeksidecentre.org.uk/education/key-stage-2-year-3-4">https://www.creeksidecentre.org.uk/education/key-stage-2-year-3-4</a> as children get an opportunity to get in the water!</p>	<p><b>Possible Visitor/Visit:</b> Police dogs (Mr Lucas)  Campaigner mum to come in and talk regarding BLM</p>	<p><b>Possible Visitor/Visit:</b> Science museum (science link)</p>	<p><b>Possible Visitor/Visit:</b> Joshua Hatfield's Grandad-marathon runner and trained Olympians for 2012</p>	<p><b>Possible Visitor/Visit:</b> Olympic park Trip.</p>



**Discrete subjects**

<p><b>Maths</b> Place Value (4 weeks) Addition &amp; Subtraction (2 weeks)</p>	<p><b>Maths</b> Addition &amp; Subtraction continued (for 1 week) Measurement- Length &amp; Perimeter (1 week) Multiplication &amp; Division (3 weeks)</p>	<p><b>Maths</b> Multiplication &amp; Division (3 weeks) Measurement - Area (1 week) Fractions (2 weeks)</p>	<p><b>Maths</b> Fractions (2 weeks) Decimals (3 weeks)</p>	<p><b>Maths</b> Decimals (2 weeks) Money (2 weeks) Time (1 week) Statistics (1 week)</p>	<p><b>Maths</b> Statistics continued (1 week) Geometry – Properties of Shape (3 weeks) Geometry – Position &amp; Direction (1 week)</p>
<p><b>Science</b> States of Matter</p>	<p><b>Science</b> Sound</p>	<p><b>Science</b> Electricity</p>	<p><b>Science</b> Animals including humans</p>	<p><b>Science</b> Animals including humans</p>	<p><b>Science</b> Living Things &amp; their Habitats</p>
<p><b>Computing</b> Coding (6 weeks)</p>	<p><b>Computing</b> Writing for Different Audiences (5 weeks)</p>	<p><b>Computing</b> Spreadsheets (6 weeks)</p>	<p><b>Computing</b> Online Safety (4 weeks)</p>	<p><b>Computing</b> Animation (3 weeks) Effective Searching (3 weeks)</p>	<p><b>Computing</b> Logo (4 weeks) Hardware Investigators (2 weeks)</p>
<p><b>RE</b> Christianity - Jesus: Life and teaching: Parables of Jesus</p>	<p><b>RE</b> Christianity - Christmas: Christmas Unwrapped</p>	<p><b>RE</b> Buddhism: The life, teaching and death of the Buddha. Buddhist stories about how to live Four Noble truths</p>	<p><b>RE</b> Christianity Jesus: Life and teaching: Signs and symbols (3 weeks) Easter: Sacrifice (3 weeks)</p>	<p><b>RE</b> Five moral precepts Noble Eightfold Path The Buddhist community Meditation and Mandalas.</p>	<p><b>RE</b> Concept unit Prayer and worship Christianity, Sikhism and Islam.</p>
<p><b>Music</b> Charanga Autumn 1:  Mamma Mia</p>	<p><b>Music</b> Charanga Autumn 2:  Glockenspiel Stage 2</p>	<p><b>Music</b> Charanga Spring 1:  Stop!</p>	<p><b>Music</b> Charanga Spring 2:  Lean On Me</p>	<p><b>Music</b> Charanga Summer 1:  Blackbird</p>	<p><b>Music</b> Charanga Summer 2:  Reflect, Rewind and Replay</p>
<p><b>Art/DT</b> Textiles/Materials Using plastic bags to create a range of useful everyday items i.e. rugs, purses, bags, pencil cases etc,</p>	<p><b>Art/DT</b> 3D form, Using wire and Modroc to create a 3D figure of their own monster.</p>	<p><b>Art/DT</b> Drawing/Painting Self-portraits to be used in the murder mystery event. Recreating work of the greats to set the scene for the murder mystery event.</p>	<p><b>Art/DT</b> Food Prep/cookery Making and preparing scones/afternoon tea to sell for murder mystery event. Thinking about hygiene and allergies etc.</p>	<p><b>Art/DT</b> Collage  Creating an inside/outside mask. The purpose of this exercise is to create a mask that represents the faces that we wear in different environments. The outside of the mask is to be decorated with words and images that represent how you think the world sees you/how you present yourself. The inside of the mask should reflect how</p>	<p><b>Art/DT</b> Construction Create an Olympic stadium.</p>



				you see yourself/what is hidden from the outside."	
<p><b>MFL</b> Bilingual dictionary skills. Recognise word classes: nouns, verbs, adjectives. LJR Yr 4 Lesson 15</p>	<p><b>MFL</b> Hobbies LJR Yr 4 Lesson 16 Revision of hobbies and opinions: J'aime, J'adore, Je n'aime pas. LJR Yr 4 Lesson 17</p> <p><b>Christmas Theme: expressions.</b> LJR Yr 4 Lesson 7</p>	<p><b>MFL</b> French song: Au feu les pompiers. Numbers 11-31  LJR Yr 4 Lesson 18  Revision of hobbies and opinions.  LJR Yr 4 Lesson 19</p>	<p><b>MFL</b> Clothes items and two weather expressions: Il fait froid and Il fait chaud.  LJR Yr 4 Lesson 20</p> <p><b>Easter:</b> Easter traditions. <b>Revision of colours</b> LJR Yr 4 Lesson 14</p>	<p><b>MFL</b> Buildings on the High Street LJR Yr 5 Lesson 1  Directions: à gauche, à droite LJR Yr 5 Lesson 2  Asking where places are. LJR Yr 5 Lesson 3</p>	<p><b>MFL</b> Times of day  <b>Revision of days of the week.</b> LJR Yr 5 Lesson 4  LJR Yr 5 Lesson 5  <b>Revision of hobbies.</b> Simple future tense Je vais... LJR Yr 5 Lesson 8  <b>Revision of months of the Year</b> LJR Yr 5 Lesson 9</p>
<p><b>PE</b> Hockey</p>	<p><b>PE</b> Tag Rugby</p>	<p><b>PE</b> Gymnastics Swimming (BFG)</p>	<p><b>PE</b> Swimming (CR) Gymnastics (BFG)</p>	<p><b>PE</b> Netball</p>	<p><b>PE</b> Athletics</p>