



Year 1

Tuesday 19th January 2021

Please follow the link to the video

<https://youtu.be/ax1xjDLJ5GY>

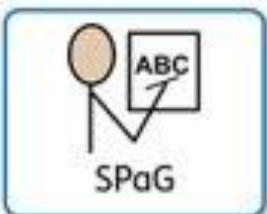
Believing, Achieving and Succeeding Together

Timetable



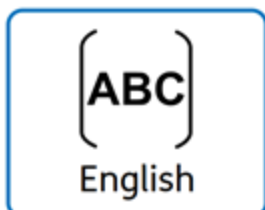
Handwriting

10/15
minutes



SPaG

10/15
minutes



English

30/40
minutes



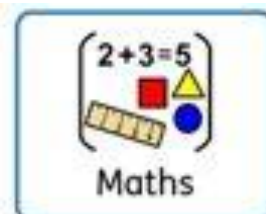
Phonics

20/30
minutes



Guided
Reading

20
minutes



Maths

30/40
minutes



R.E

30
minutes

These timings are just there for a guide! Some days you might take a little bit longer to do the activities, other days you will find that you are done super quick. That is okay!

Believing, Achieving and Succeeding Together



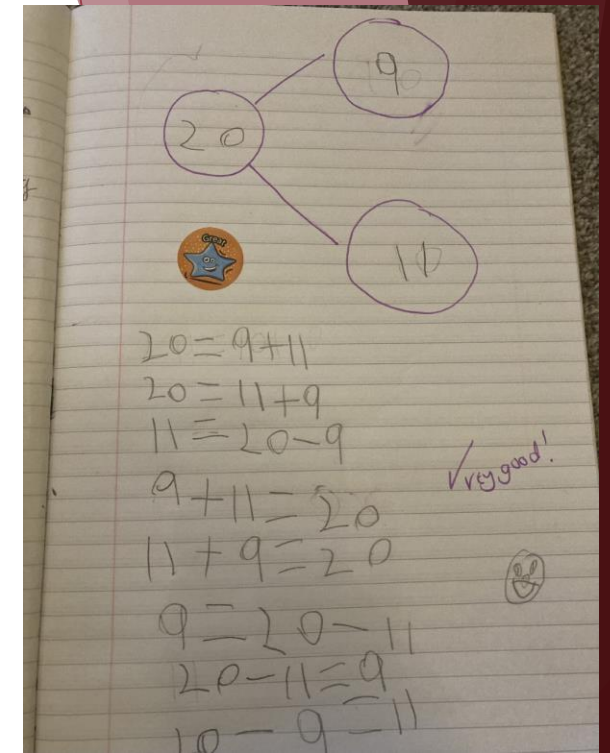
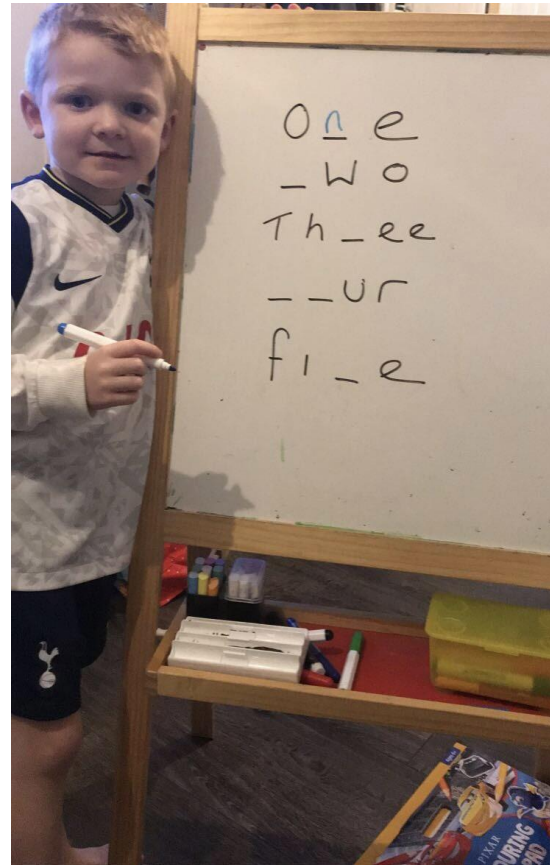
Hey Gang!

Some shout outs for today!



Alfie's curiosity about the body and where food goes caused him to take his learning into his own hands. There was even an awesome and informative video!

Harry put an interesting spin on our number spellings by filling in the missing letters! Very creative Mr Shepherd!



Maggie has been working hard throughout lockdown and her determination means she smashed our fact families- and we all know how tricky that was!

...eeding Together

All about today!



What month are we in?
What was last month?
What will next month be?



If yesterday was Monday, what is today?

What day will it be tomorrow?

If yesterday was the 18th what is today's date?

What will tomorrow's date be?



What is the weather like?
What season are we in?



Listen to our songs!

Months of the year- <https://www.youtube.com/watch?v=5enDRrWyXaw&list=PLN6godA1qW-m-7A0cCQnmCoxOf3PcMVIK&index=4>

Days of the week- <https://www.youtube.com/watch?v=1J0MbQtrPec>

Believing, Achieving and Succeeding Together



Practice spelling!

Focus on forming your numbers correctly and spelling it right.

one 1

two 2

three 3

four 4

five 5

Watch my embarrassing video to practice number formation!
<https://www.youtube.com/watch?v=7gW84uejpto>

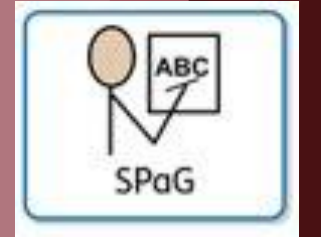


Spag

This week we are looking at using question marks and full stops. We need to remember to use a question mark when we have a question and a full stop when it is a statement. Give these four new sentences a try! Remember, two need a question mark and two need a full stop.

- ▶ What is your name
- ▶ How are you feeling
- ▶ We are doing maths today
- ▶ Later we will go and get an ice cream

Believing, Achieving and Succeeding Together



Spag - answers

- ▶ What is your name?
- ▶ How are you feeling?
- ▶ We are doing maths today.
- ▶ Later we will go and get an ice cream.

If yours matches mine give yourself a pat on the back! Well done!

Believing, Achieving and Succeeding Together

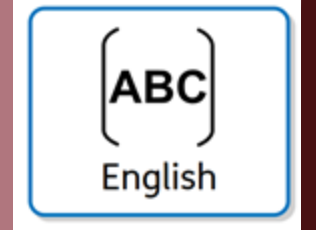


Writing

This week we are going to look at speech bubbles and thought bubbles. But what is a speech bubble and what is a thought bubble?



Hmmm... I am not sure what a speech bubble or a thought bubble are! I hope the children can help me.



Writing

All three of these boxes are speech bubbles. It does not matter if they are squares, circles or any other shape. What do you notice is the same for all three?

Today we are going to look at using speech bubbles.



Speech bubbles can come in all different shapes and sizes.



A speech bubble tells us what people are saying.




Believing, Achieving and Succeeding Together



Writing

On the next slide there is a picture of two people. What do you think they could be saying to one another? You can either, print out the slide, discuss what you think the people are saying with your sibling, grown up, pet or toy, or draw your own speech bubbles and write them into your book.

We need to think about what the picture is showing. If the two people are sitting having a hot chocolate together they might say something like this:



Have a look at the picture on the next slide and write your very own speech bubbles! Once you have finished this one, please draw your own picture and add speech bubbles!

Believing, Achieving and Succeeding Together



Writing



Believing, Achieving and Succeeding Together





Writing

If it gets too tall we could add a stick to support it! Once we've finished we should water it.

We need to make sure that we add enough soil to the pot. That way it will grow taller and taller!



Believing, Achieving and Succeeding Together

Phonics

Our phonics video is from Claire again today! Can we say hi Claire!

<https://www.youtube.com/watch?v=7bZAmR4wg88&feature=youtu.be>

Our sound today is 'i' but it is not 'i' like in igloo! It's 'i' as in find

Remember..

A grapheme is the letter. (you can see it, like a graphic)

The phoneme is the sound. (you can hear it, like you're on the phone)

A digraph is two letters that make one sound. (I don't have a fun way to remember this one!)

A trigraph is three letters that make one sound. (has three letters like a triangle has three sides)

Believing, Achieving and Succeeding Together



Reading- Oxford owls


Back to Oxford Owls!

If you can't log in, use the password and username 'dumbledore'.

Our book this week is 'Cann you see me'. It is quite a short one.

Today, do the activities at the end of the book NOT the top activities as that is Thursday's reading!

Believing, Achieving and Succeeding Together



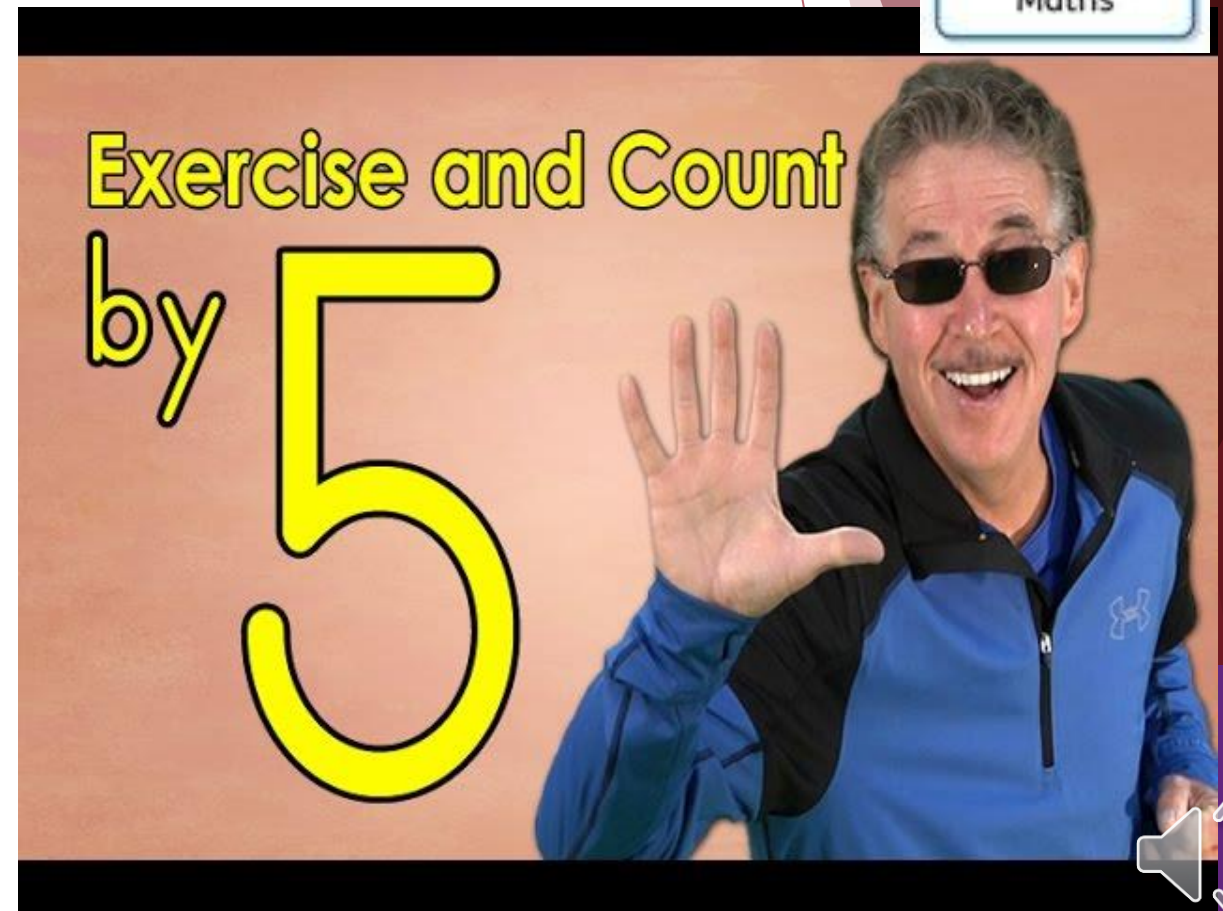
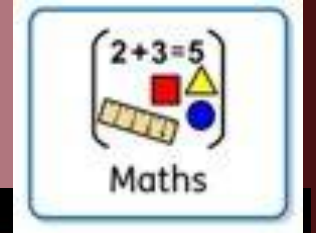
Watch this video to practice counting in 5s

It is once again time to count in 5s with good old Jack Hartmann!

Kids music kids!

<https://www.youtube.com/watch?app=desktop&v=amxVL9KUmq8>

Believing, Achieving and Succeeding Together



Maths

Today, we are focusing on adding and subtracting numbers within 20 using objects. You will need 20 of an object. Go find some!

If you are using pants, please use clean ones. This isn't stinky maths!



Watch my video!

Please use my super interesting and not at all repetitive video to explain how to add and subtract using objects.

<https://www.youtube.com/watch?v=-byLx2WydpU>

Ignore how I start it, I had to redo the first video because I somehow managed to delete it completely... It is a long story!

Believing, Achieving and Succeeding Together





Have a go yourself!

$$11+7=$$

$$17-3=$$


Can you notice any similarities
between these sums and

$$1+7=$$

$$7-3=$$

Believing, Achieving and Succeeding Together

RE



<https://classroom.thenational.academy/lessons/why-did-moses-lead-the-israelites-out-of-egypt-cgu30d>

For RE we will be using the Oak National Academy. We will be starting on lesson 2 as we have already learnt about Abraham and Sarah. Today's lesson will be looking at Moses.

Join Mr Hutchinson and learn about Moses and why he led the Israelites out of Egypt.

Make sure you have a pencil, your book or some paper and your fantastic listening ears.

Believing, Achieving and Succeeding Together



Forms again! Thank you again! We will keep saying it because we mean it!



<https://forms.office.com/Pages/ResponsePage.aspx?id=ReMdPFIf1UaBmeUEFia4YchGaoxMshRKrnwOVE9xB2RUMFA5VVE5SkpFN0lRQ1FOV0IzSUNHQ0k3SyQlQCN0PWcu>



Believing, Achieving and Succeeding Together